

Sink Evo - 3212 05x

Sinks

Code: 3212 05x

Code: 3212 051 DX (Sink on the right)

Code: 3212 052 SX (Sink on the left)



DETAILS

Base	80-90 cm
------	----------

Edge/Installation Type	Standard (8 mm Edge)
------------------------	----------------------

Dimensions	1160x500 mm
------------	-------------

Standard fittings	Fixing hooks, gasket, drain, overflow and siphon, boxed packing
-------------------	---

Mixer holes	1 standard hole - 2nd hole on request
-------------	---------------------------------------

Built-in hole	1140x480 mm
---------------	-------------

Drainer	Yes
---------	-----

Width	116 cm
-------	--------

Material/Finish	Foster-brushed finish AISI 304 stainless steel
-----------------	--

Bowl dimension	340x400 mm - Thickness: 1 mm
----------------	------------------------------

Number of bowls	2 bowls
-----------------	---------

Waste fitting	3,5" drain
---------------	------------

FEATURES

2nd / 3rd hole available	The sink can be customized with the execution on request of additional holes, usable for double-hole mixers, for remote controlled drains or for the installation of soap dispensers. The positions are marked on the drawings with dotted line holes.
--------------------------	--

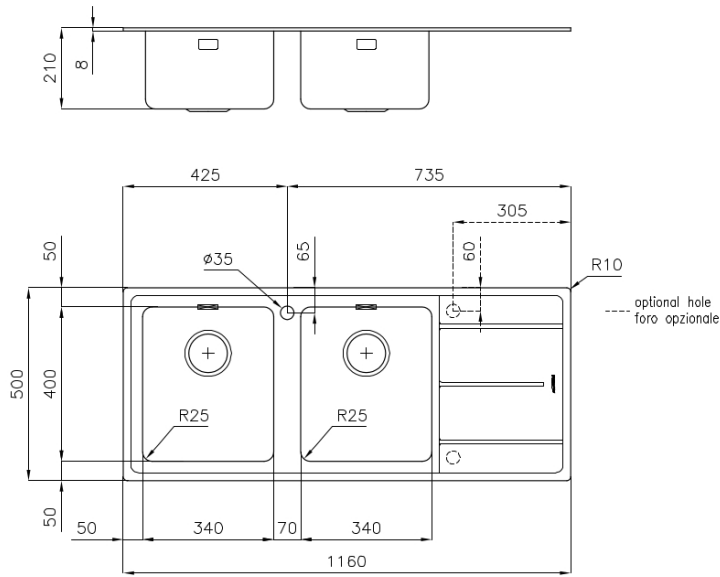
Basket 3,5" waste fitting	The drain is equipped with a large 3.5" drain, with the practical basket cap that prevents the discharge of solid parts. The 3.5 "drain allows the use of the Foster waste-disposer, compatible with all models.
---------------------------	--

Deep bowls	This bowls reach an important depth, over 20 cm, thanks to the advanced production technology, that can be offer great capiciency and praticity in all the washing operations.
------------	--

Perimetral overflow	The overflow is always a security on the Foster sinks that prevents the overflow of water in case of oversights. The perimeter drain solution improves aesthetics thanks to its square and essential shape.
---------------------	---

Small radius	Bowls with squared shapes with a modern design and an increased capacity, for a minimal aesthetics connected with an extreme praticity.
--------------	---

TECHNICAL DATA



OPTIONAL ACCESSORIES



Glass chopping board 8631 300



HPDE Chopping board 8657 001



HPDE Twin chopping board 8644 101



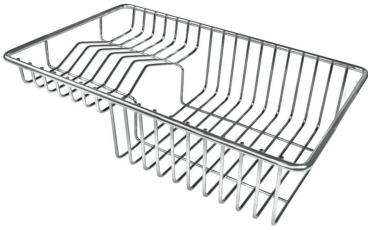
Iroko-wood chopping board with stainless steel colander 8644 042



Iroko-wood sliding chopping board 8644 041



Iroko-wood twin chopping board 8644 004



Stainless steel plate rack 8100 303



White bowl 8153 100



Glass chopping board 8633 300



Graters kit with ring-holder and food collection tray 8159 101



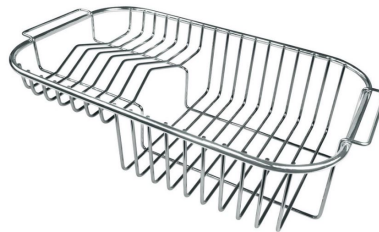
Iroko-wood chopping board 8647 000



Iroko-wood sliding chopping board 8643 000



Stainless steel basket 8611 000



Stainless steel plate rack 8100 301

WARNING:

The accessories 8159101, 8100303,8151000 are only usable in combination with 8644101

RECOMMENDED PAIRINGS



Mixer Tap 1/2 Circle 8480 000



Mixer Tap Gamma 8483 001

OPTIONAL AUTOMATIC WASTE FITTINGS



Automatic waste fitting 8407 113



Space automatic waste fitting 8407 108



Space automatic waste fitting 8407 109



Space Light automatic waste fitting 8407 117



Space Milano automatic waste fitting 8407 115



Space Push automatic waste fitting 8407 116