


Cooker hob Elettra Induction 7322 234

Cooker hobs

Code: 7322 234



DETAILS

Edge/Installation Type	Bevelled Edge - for flush-mount or over-mount installation
------------------------	--

Dimensions	290x520 mm
------------	------------

Base size	29cm
-----------	------

Heating element	Two zones
-----------------	-----------

Cut out	Check technical data sheet
---------	----------------------------

Down	Ø 160 mm-1.400 W
------	------------------

Material/Finish	Black Ceramic glass
-----------------	---------------------

Total power	3.700 W
-------------	---------

Up	Ø 200 mm-2.300 (3.000)* W
----	---------------------------

Power settings	9 power settings per zone + Powerboost
----------------	--

Safety	Safety equipment
--------	------------------

Type	Induction Hob
------	---------------

Type of commands	Touch Control
------------------	---------------

FEATURES

End-of-cooking programming	All operations are programmed by means of the touch-control on the glass itself. Each cooking plate is capable of independent programming, and thus the possibility to set different cooking times.
----------------------------	---

Pot detector	All induction cooker hobs detect the pot resting on them, but they also calculate the area they cover. This system allows the energy to be used even more efficiently. Moreover, the plates switch off automatically when the pot is removed.
--------------	---

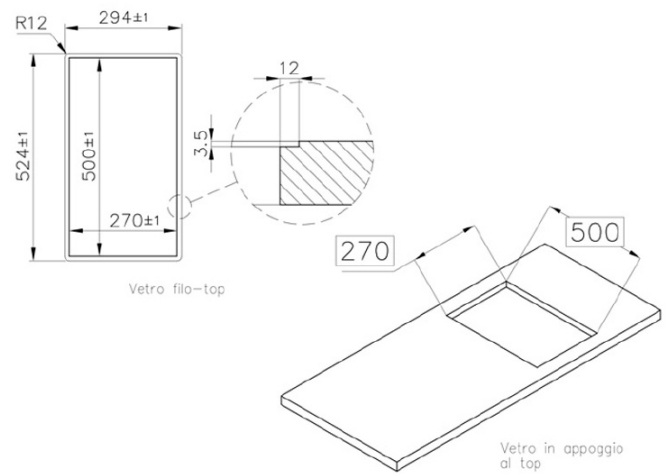
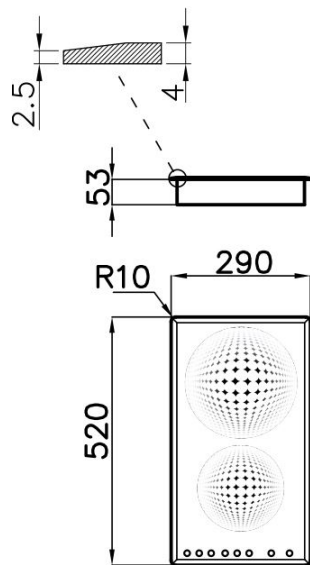
Powerboost	Booster function provides increased power to the selected plate. In particular, when the Booster is activated, the plate works for ten minutes at a very high power that allows to heat quickly large quantities of water.
------------	--

Safety	All electric cooker hobs feature the most modern and sophisticated safety protections: Centralised power-off function; Child-proof safety lock; Residual heat warning lights. Induction models feature the following functions: Safety System that turn off the hob in the absence of the pot; Overflow detector that automatically turns off the plate in case of liquid overflow; Automatic deactivation to prevent accidents caused by forgetfulness.
--------	--

Smart fan system	Correct ventilation is essential for the induction hob to function in the best possible way. The Foster system automatically regulates the amount of ventilation to suit the temperatures reached.
------------------	--

Timer	Independent timer from the end-of-cooking function.
-------	---

TECHNICAL DATA



GALLERY



OPTIONAL ACCESSORIES



Induction Pro - Cookware set -
8pcs 8210 008