

Sink KE - R15

Kitchen Sinks

Code: 2203 850



DETAILS

Edge/Installation Type	Undermount
Finish	Foster brushed
Material	AISI 304 stainless steel
Texture	Foster brushed
Base	80 cm
Dimensions	760x450 mm
Standard fittings	Fixing hooks, gasket, drain, overflow and siphon, boxed packing
Mixer holes	No standard holes
Built-in hole	View technical data sheet

Drainer No

Width 76 cm

Bowl dimension 340x400mm

Number of bowls 2 bowls

Waste fitting 3,5" drain

FEATURES

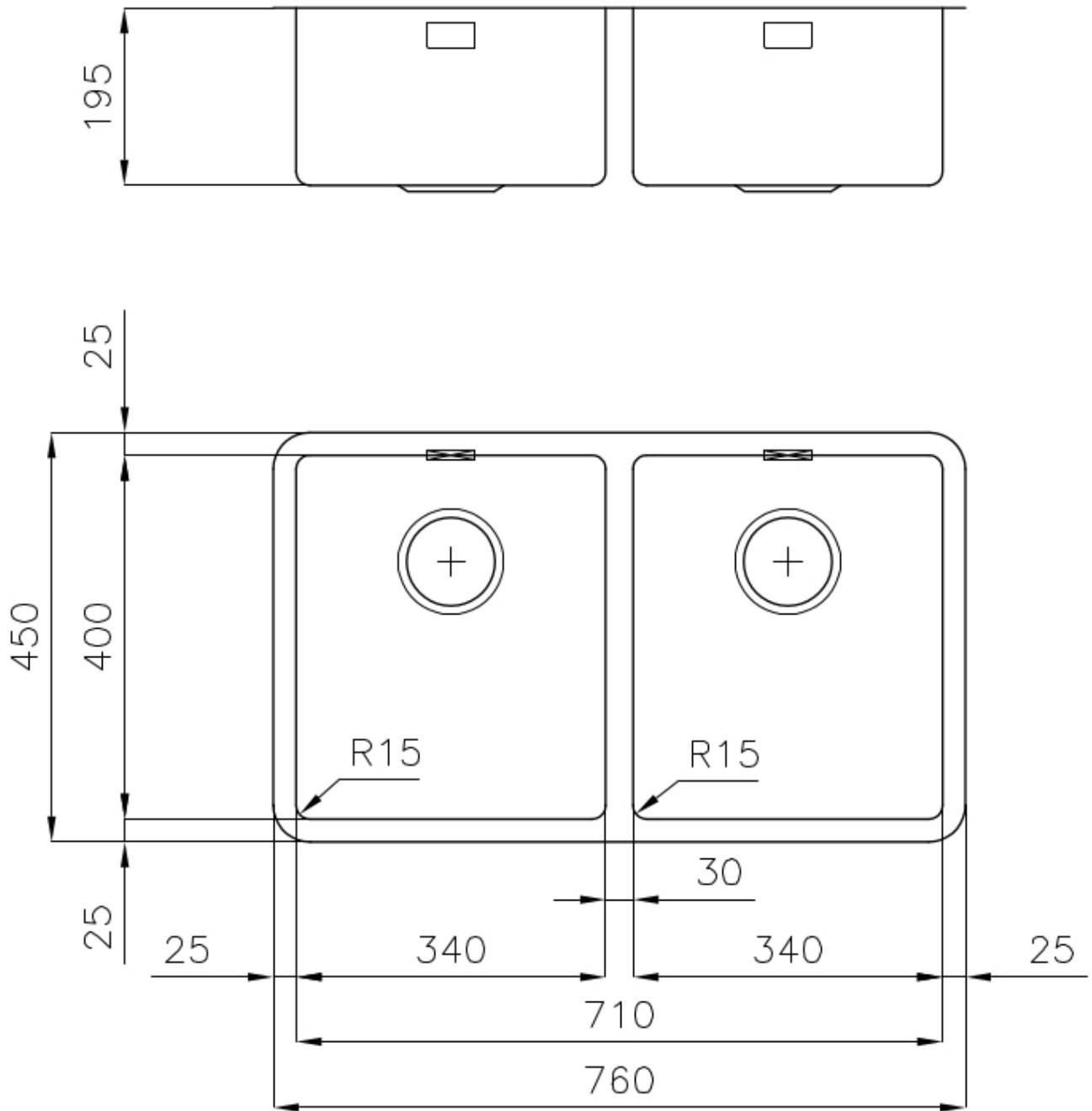
Basket 3,5" waste fitting The drain is equipped with a large 3.5" drain, with the practical basket cap that prevents the discharge of solid parts.

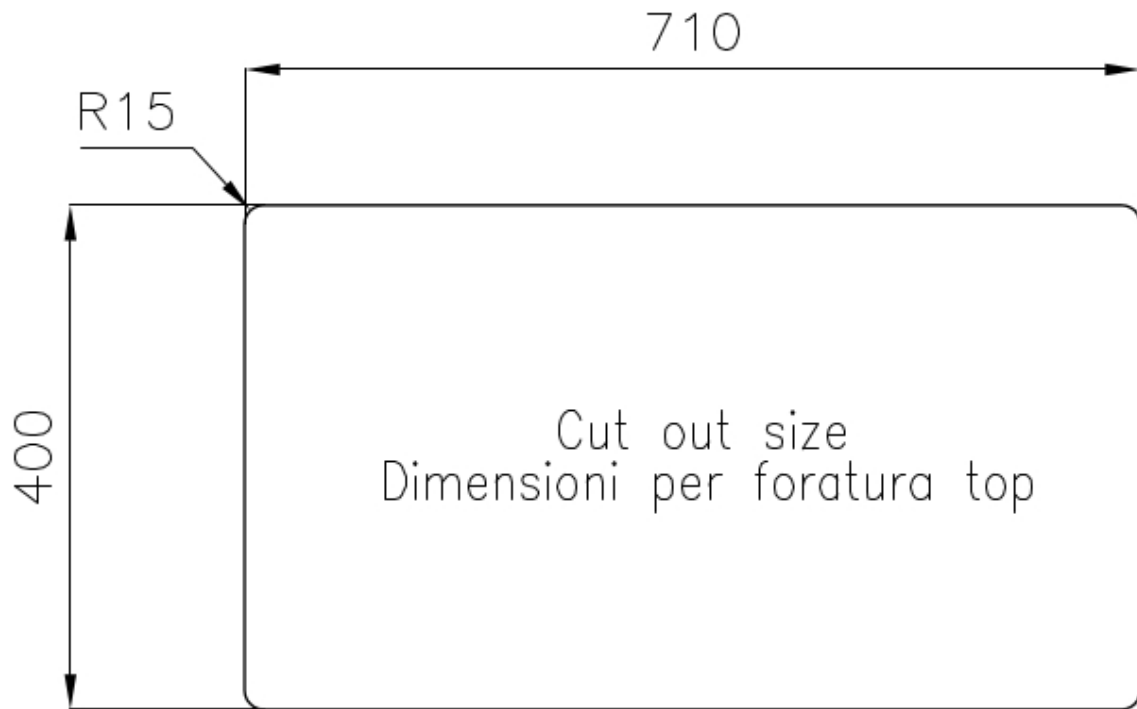
High thickness 1mm thick steel. A significant thickness, which guarantees the maximum sturdiness and durability.

Perimetral overflow The overflow is always a security on the Foster sinks that prevents the overflow of water in case of oversights. The perimeter drain solution improves aesthetics thanks to its square and essential shape.

Small radius Bowls with squared shapes with a modern design and an increased capacity, for a minimal aesthetics connected with an extreme practicality.

TECHNICAL DATA





GALLERY



OPTIONAL ACCESSORIES



Glass chopping board



HPDE Chopping board




HPDE Twin chopping board



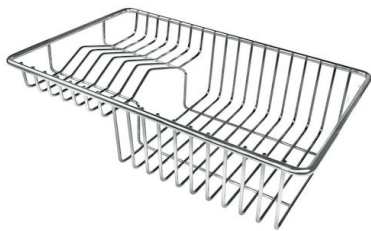
Iroko-wood chopping board with stainless steel colander



Iroko-wood sliding chopping board



Stainless steel basket



Stainless steel plate rack



White bowl



Graters kit with ring-holder and food collection tray



Stainless steel perforated tray



Stainless steel plate rack

WARNING:

The accessories 8159101, 8100303,8151000 are only usable in combination with 8644101

RECOMMENDED PAIRINGS



Mixer Tap Camillo



Mixer Tap Lorenzo

OPTIONAL AUTOMATIC WASTE FITTINGS



Automatic waste fitting



Space automatic waste fitting



Space automatic waste fitting



Space Light automatic waste fitting



Space Milano automatic waste fitting



Space Push automatic waste fitting